









## Overview of technical details

	NEOREST WASHLET™ AC 2.0*	NEOREST WASHLET™ EW 2.0	WASHLET™ RW	WASHLET™ SW	WASHLET™ RX EWATER+	WASHLET™ SX EWATER+	WASHLET™ RG	WASHLET™ RG Lite**
								
WARM WATER SPRAY	Comfort spray flow rate	0.27 to 0.43 l/min	0.27 to 0.43 l/min	0.27 to 0.43 l/min		0.27 to 0.43 l/min		0.27 to 0.43 l/min
	Soft flow rate	0.27 to 0.43 l/min	0.27 to 0.43 l/min	0.27 to 0.43 l/min		0.27 to 0.43 l/min		0.27 to 0.43 l/min
	Lady shower flow rate	0.29 to 0.43 l/min	0.29 to 0.43 l/min	0.29 to 0.43 l/min		0.29 to 0.43 l/min		0.29 to 0.43 l/min
	Continuous-flow water heater	●	●	●		●		●
	Warm water supply	unlimited	unlimited	unlimited		unlimited		unlimited
	Adjustable water temperature	30 to 40 °C	30 to 40 °C	30 to 40 °C		35 to 40 °C		35 to 40 °C
COMFORT	Heated seat, individually adjustable temperature	28 to 36 °C	28 to 36 °C	28 to 36 °C		28 to 36 °C		28 to 36 °C
	Deodoriser – Filter system performance	0.16 m³/min	0.16 m³/min	normal 0,09 m³/min, power 0,16 m³/min		normal 0,09 m³/min, power 0,16 m³/min		normal 0,09 m³/min, power 0,16 m³/min
	Dryer with adjustable temperature	35 to 55 °C approx. 0.29 m³/min	35 to 55 °C approx. 0.29 m³/min	37 to 55 °C approx. 0.29 m³/min				
CONNECTIONS / PIPES	Power outlet required	●	●	●		●		●
	Water connection pressure	1 to 10 bar	1 to 10 bar	1 to 10 Bar		1 to 10 bar		1 to 10 bar
	Power input	1,289–1,527 W	1,289–1,527 W	1,455–1,468 W		1,437–1,459 W		1,482–1,495 W   1,480–1,494 W
	Connection limits	220–240 V / 50 Hz		220–240 V / 50 Hz		220–240 V / 50 Hz		220–240 V / 50 Hz
ECO	EN 1717 (Drinking water safety)	●	●	●		●		●

\*\* with hidden or side connections

## WC/WASHLET™ combinations

	NEOREST WASHLET™ AC 2.0*	NEOREST WASHLET™ EW 2.0	WASHLET™ RW	WASHLET™ SW	WASHLET™ RX EWATER+	WASHLET™ SX EWATER+	WASHLET™ RG	WASHLET™ RG Lite	
								with hidden connections	with side connections
TOILET	WC NEOREST AC 2.0* with Zirconium coating	●							
	WC NEOREST EW		●						
	WC RP			● CW542EY		● CW542EY			● CW552Y
	WC SP				● CW522EY		● CW522EY		
	WC GP						● CW553EY	● CW553EY	● CW553Y
	WC NC								● CW762Y, CW763Y
	WC ES								● CW797

\*NEOREST WASHLET™ AC 2.0 is not available for the UK market.